

ADLUX

BUSINESS AVIATION INSIGHT

July 2015



WINGX
ADVANCE

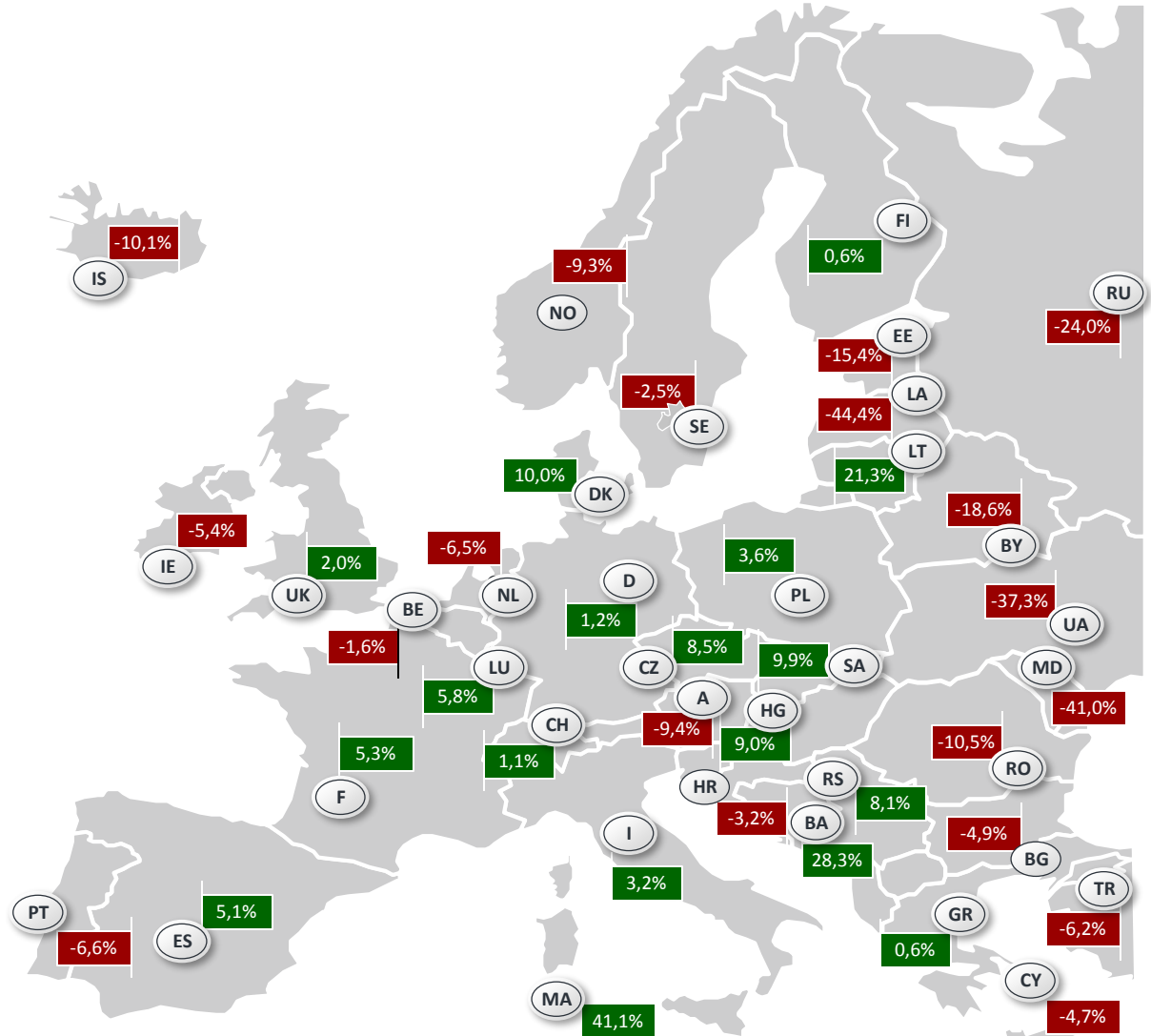
INSIGHT Issue: July 2015
Hamburg, August 10th, 2015



Flight departures across Europe

In July there was a solid cluster of growth markets in West and Central Europe, notably in the busy corridor from UK through France to Italy and Spain. More decline to the East.

Total Europe: +0,3%
July 2015 YOY



How did July 2015 compare to previous years?

Still well below pre-crisis peaks, and only 2.5% above the 2009 trough, but at least July's activity trend put a stop to the steady decline over the last 3 years.

July



Top country markets activity in July YOY

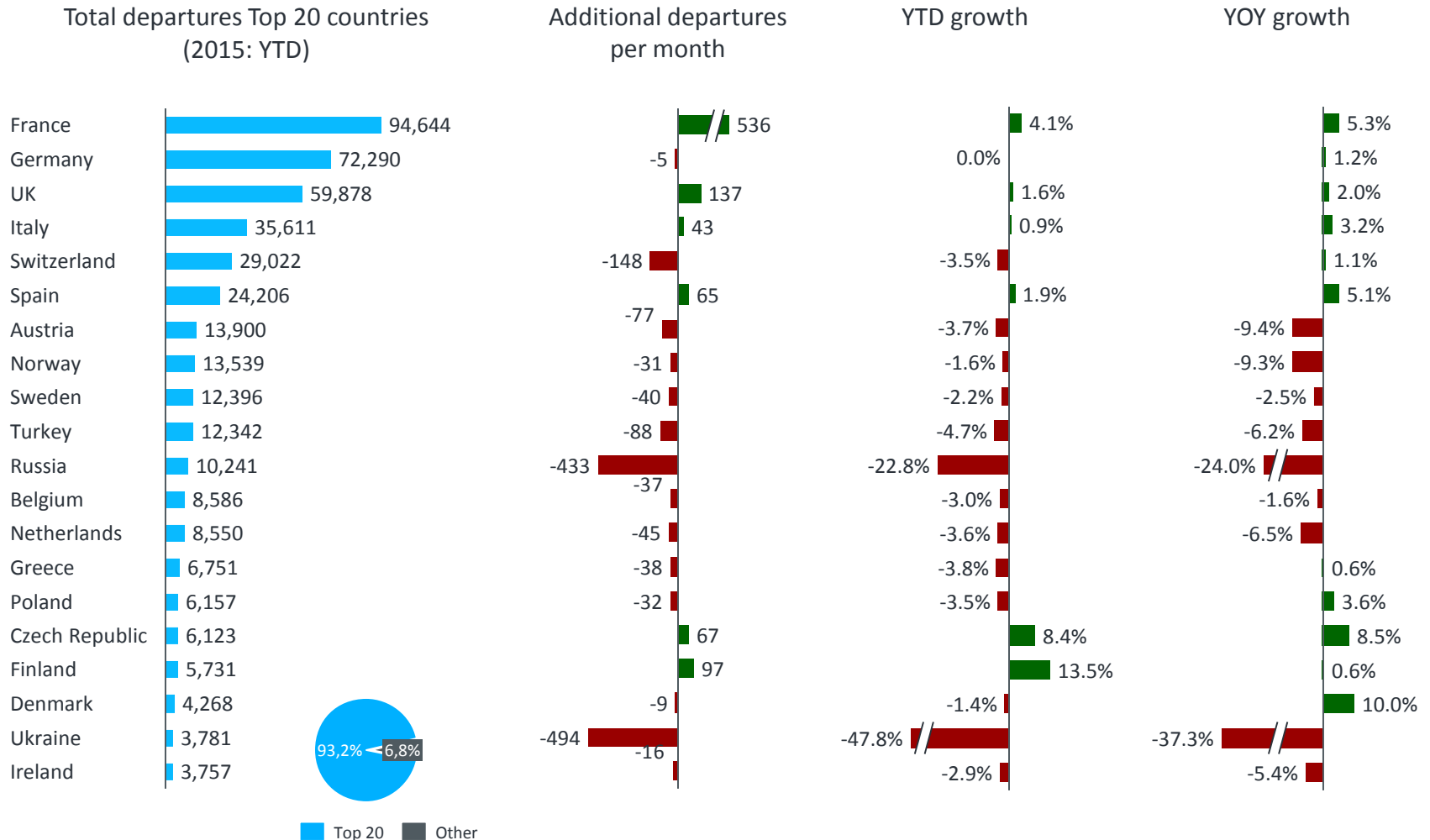
Clear contrast, with leading European markets in positive territory, especially France, and smaller markets falling off. Outlier growth in flights from Czech Rep and Denmark.

Departures July 2015



European growth pattern in Top 20 countries YTD

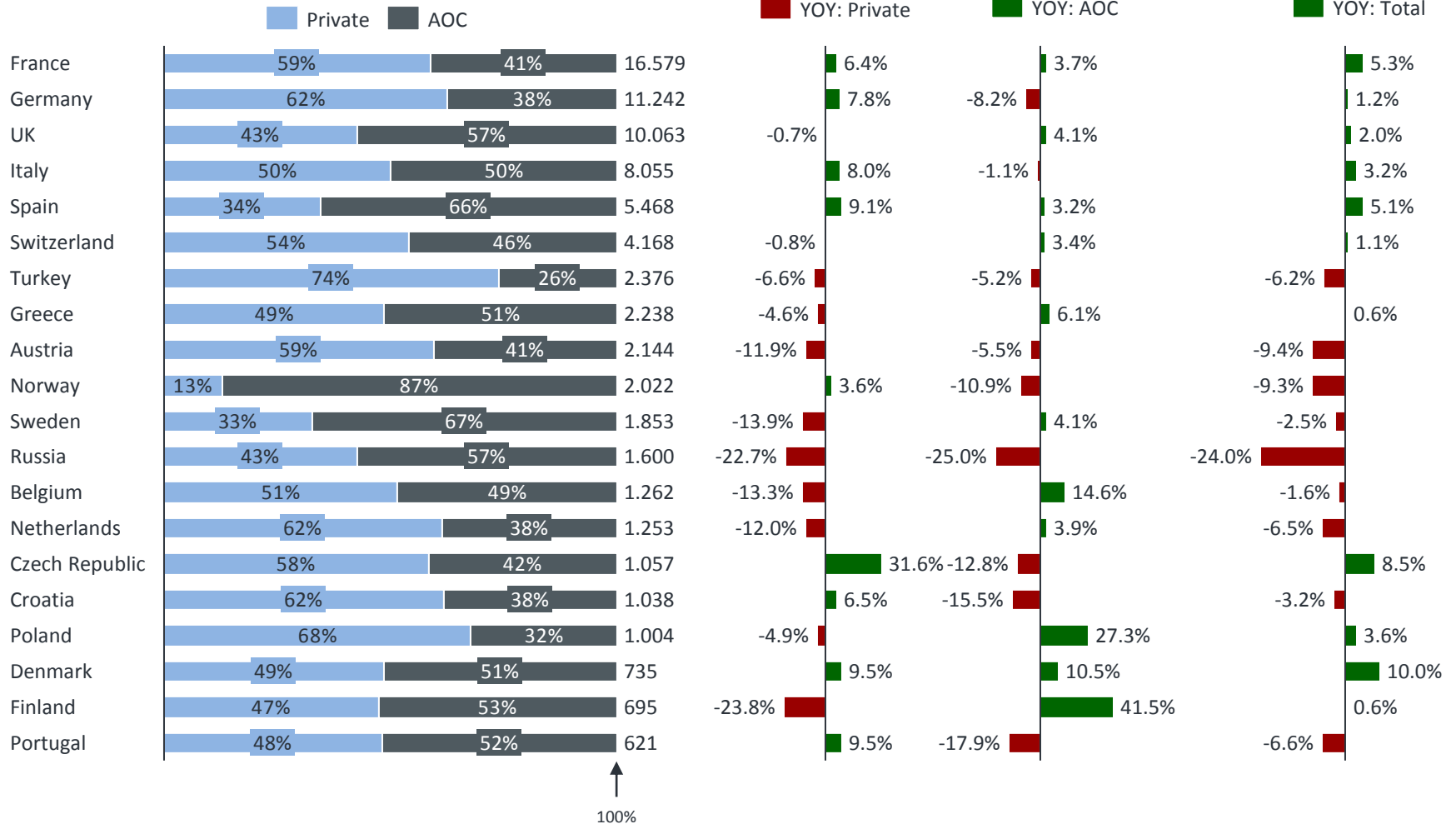
July's solid growth trends across top 6 markets is reflected in a net YTD gain equivalent to 628 flights per month. Combined, Russia and Ukraine have leaked >900 flights per month this year.



European growth pattern Top 20 by flight mission

This month's growth is concentrated in Private activity, with notable gains in France, Germany, Italy, Spain. France was also up in AOC activity, as was UK, Switzerland, Greece.

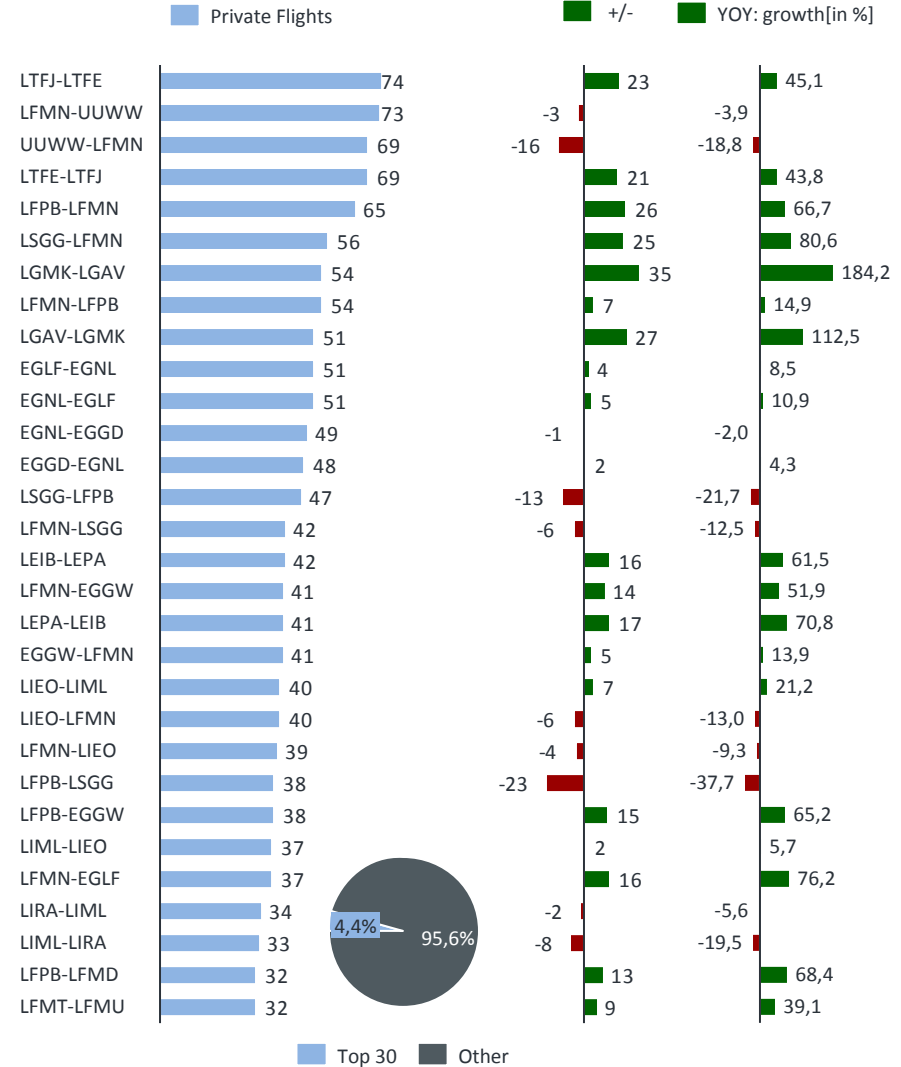
Total departures Top 20 countries
(July 2015)



Top 30 City Pairs in July– Private only

There was a surge in private flights between LTFJ and LTFE. Moscow-Med connections slipped back, especially UUWW-LFMN. But Nice connections with LFPB & LSGG were up.

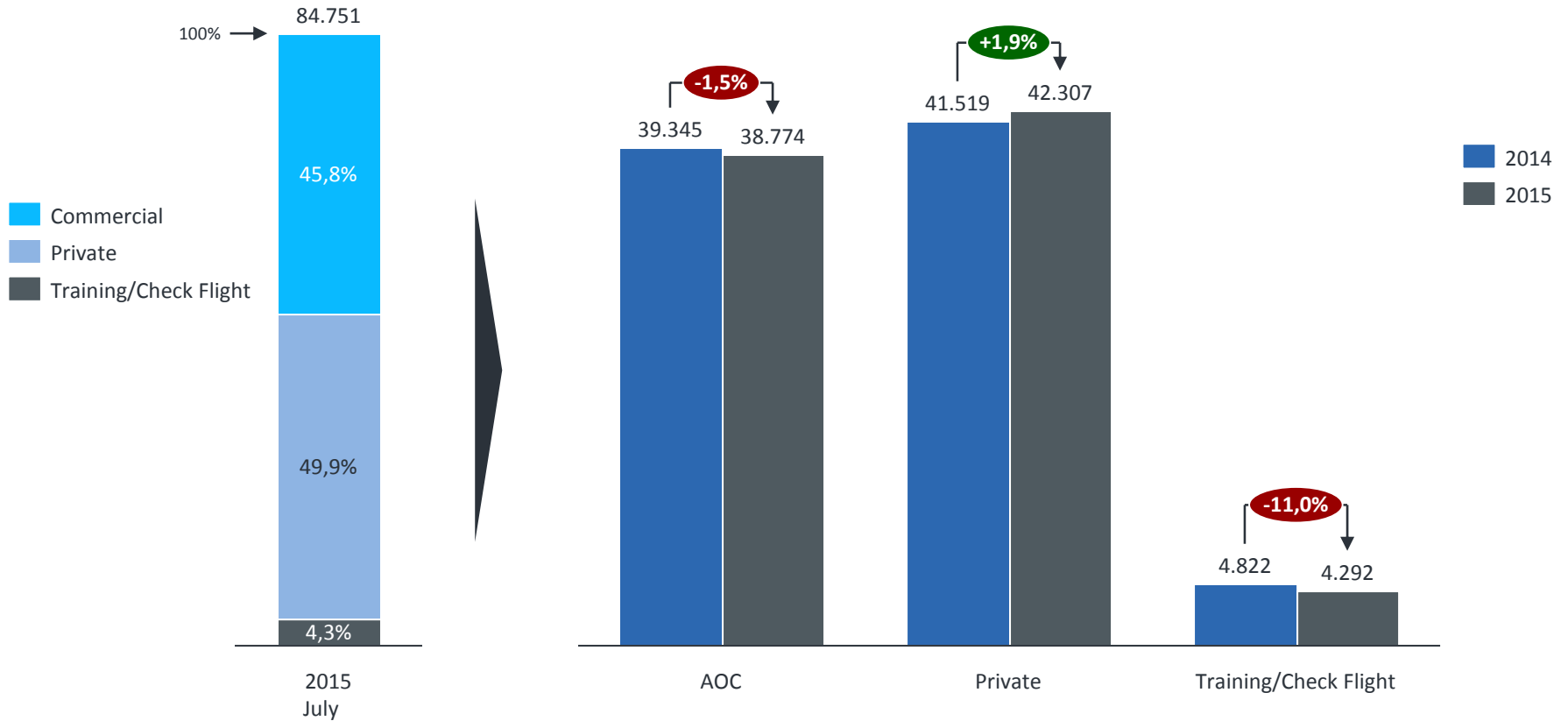
Top 30 Private City Pairs – July 2015



Note: In this chart business pistons are excluded.

Activity by flight filing (mission type)

There were 38,774 AOC flights this month, 1.5% down on last year. This decline was offset by a small growth in Private flights, up 2%. Training and other flights declined 11% YOY.



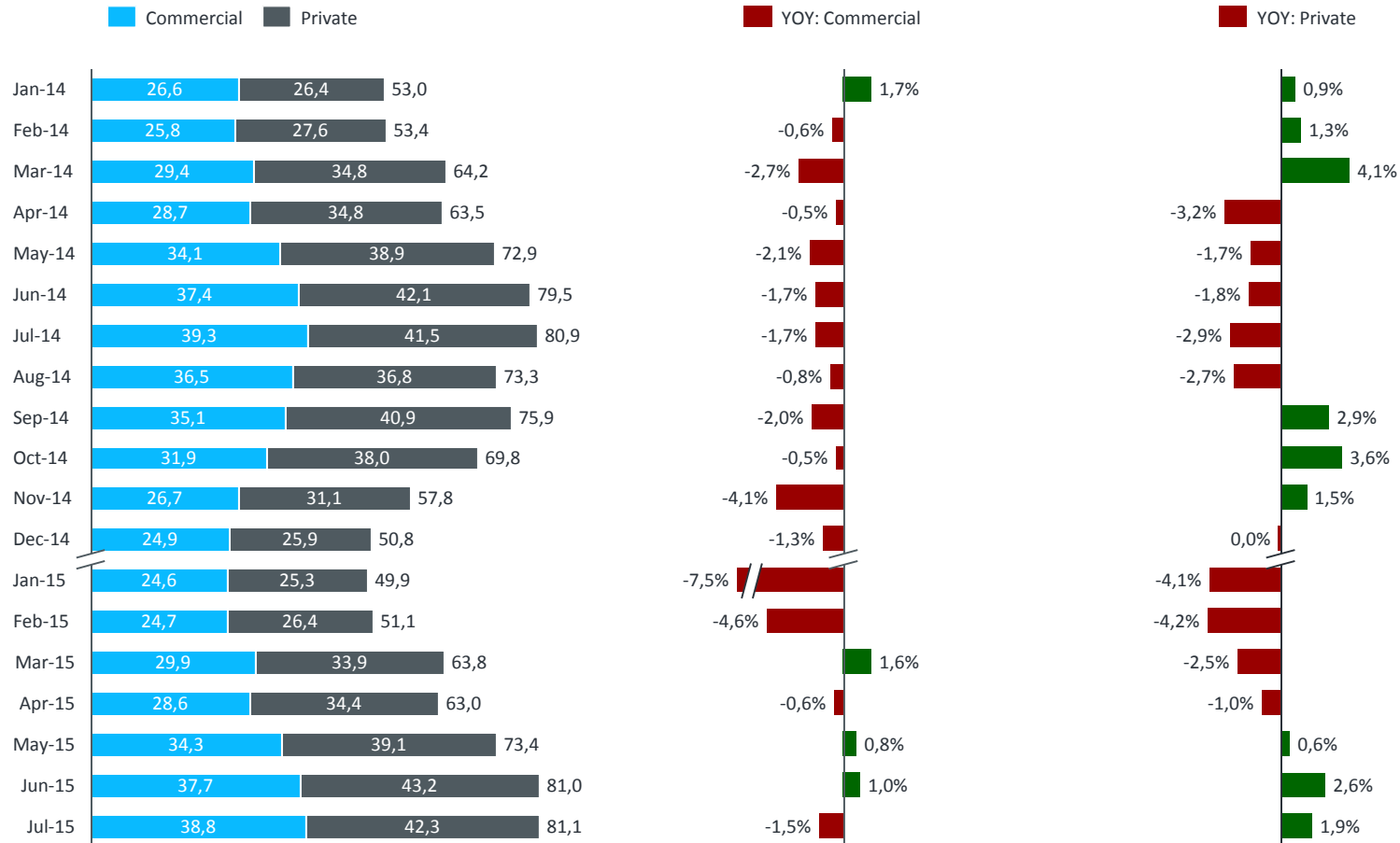
Note:

Indifference between this total 54,697 and 51,075 shown elsewhere is inclusion of Training/Check flights in this chart

Monthly departure trends by mission type

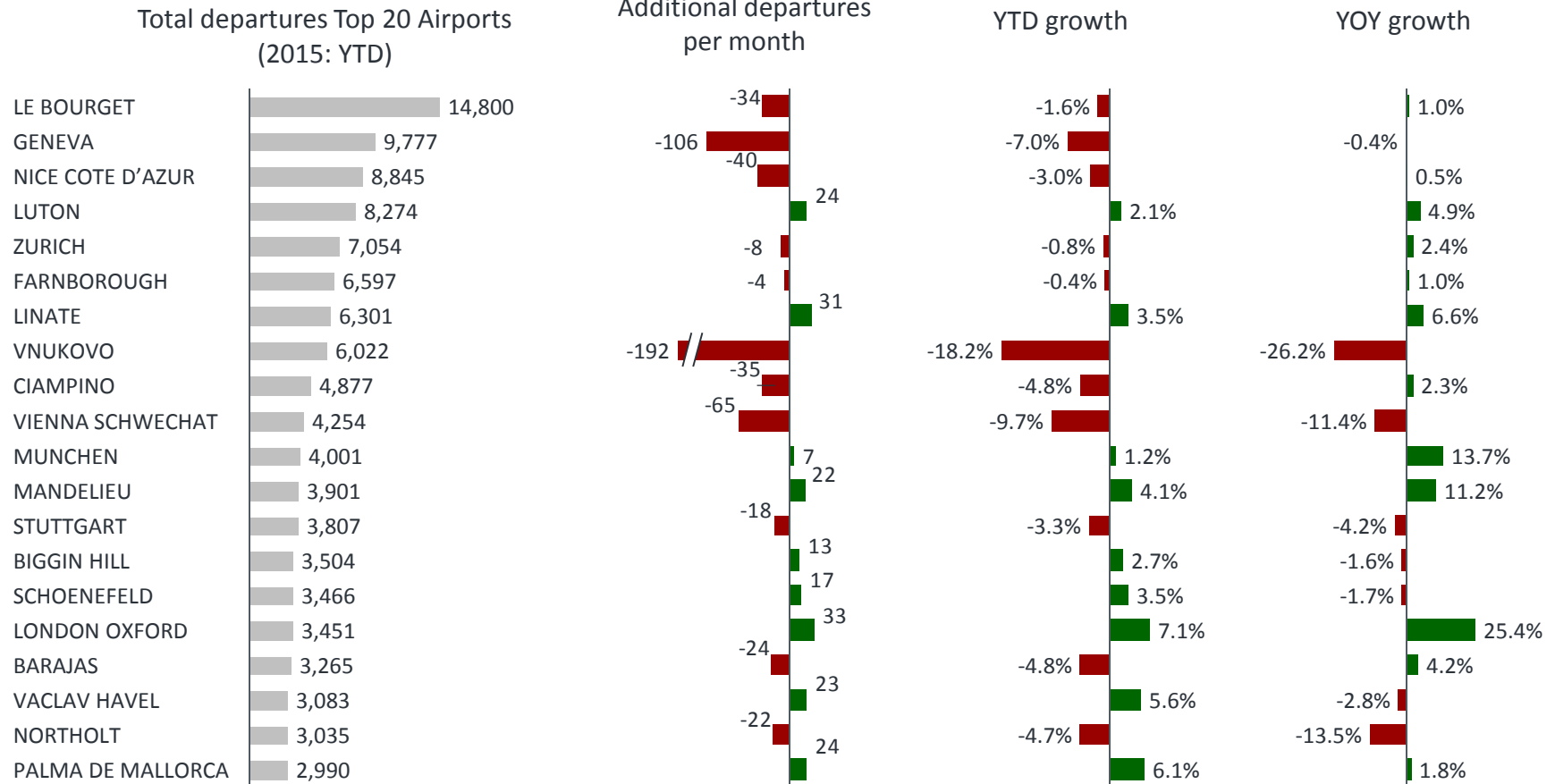
AOC activity has shown some signs of recovery the last few months but July was a set back. Private flights have now increased the last 3 months in a row.

Thds. of departures



Top Airport flight departures in July and YTD

Most of the busiest airports were up in July, Luton and Linate most of all. Vnukovo activity plunged 26%, and flights from Vienna were also down sharply. Strong growth at Munich and Cannes.

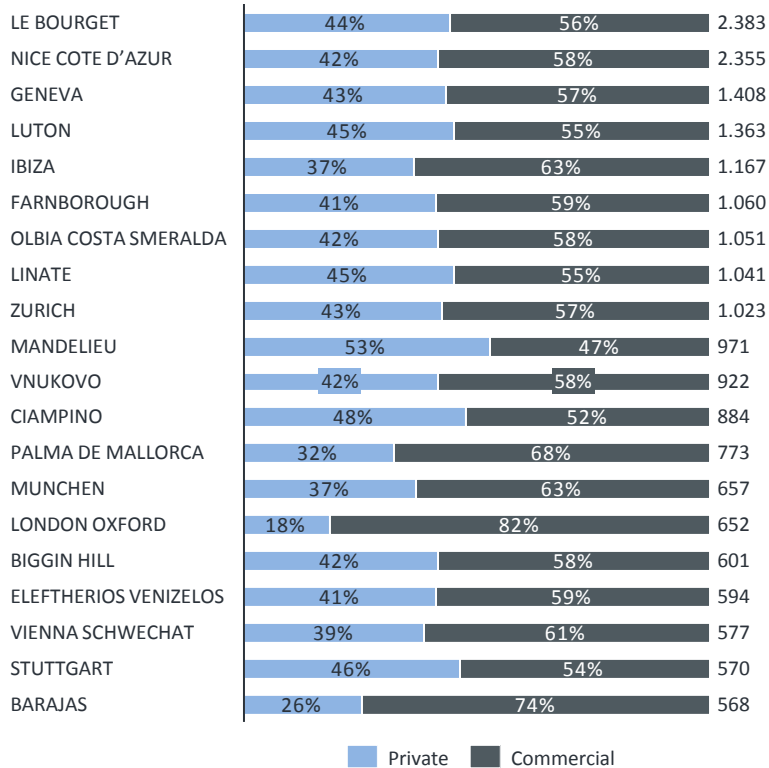


Note: *as per WINGX INSIGHT definitions, coverage of flights is limited to those connected to wider European area, including Western Russia only. Therefore the Vnukovo activity July not include flights between Vnukovo and destinations/origins to the east.

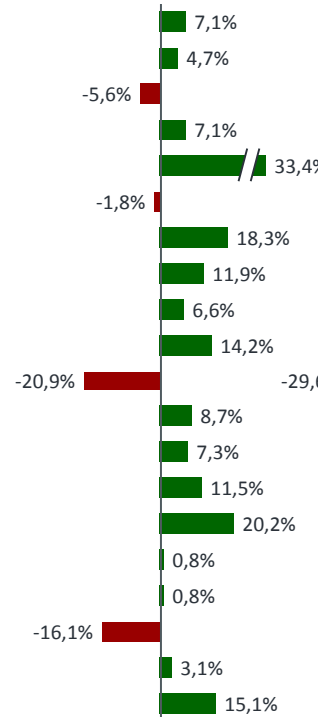
Top 20 Airports activity by mission profile

In July the top Med resorts showed up among the busiest in Europe, with Ibiza #5, Olbia #7 and Majorca #11, all gaining YOY especially Charter flights from Ibiza, up 33%.

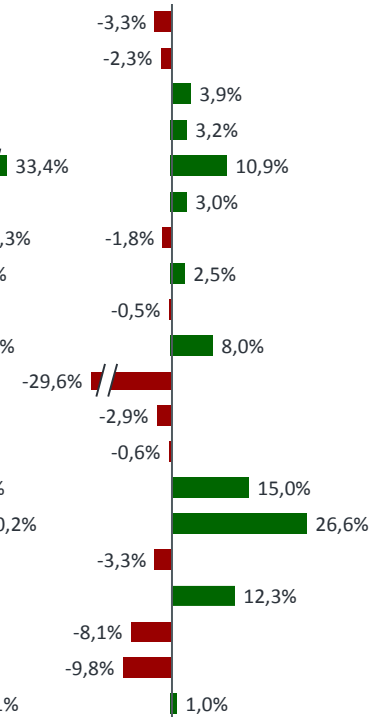
Total departures Top 20 Airports (July 2015)



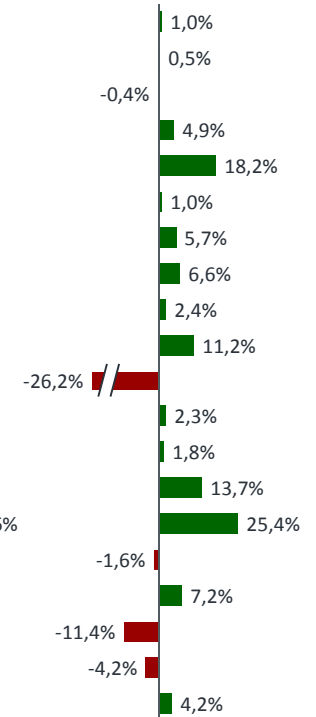
YOY growth Private



YOY growth AOC

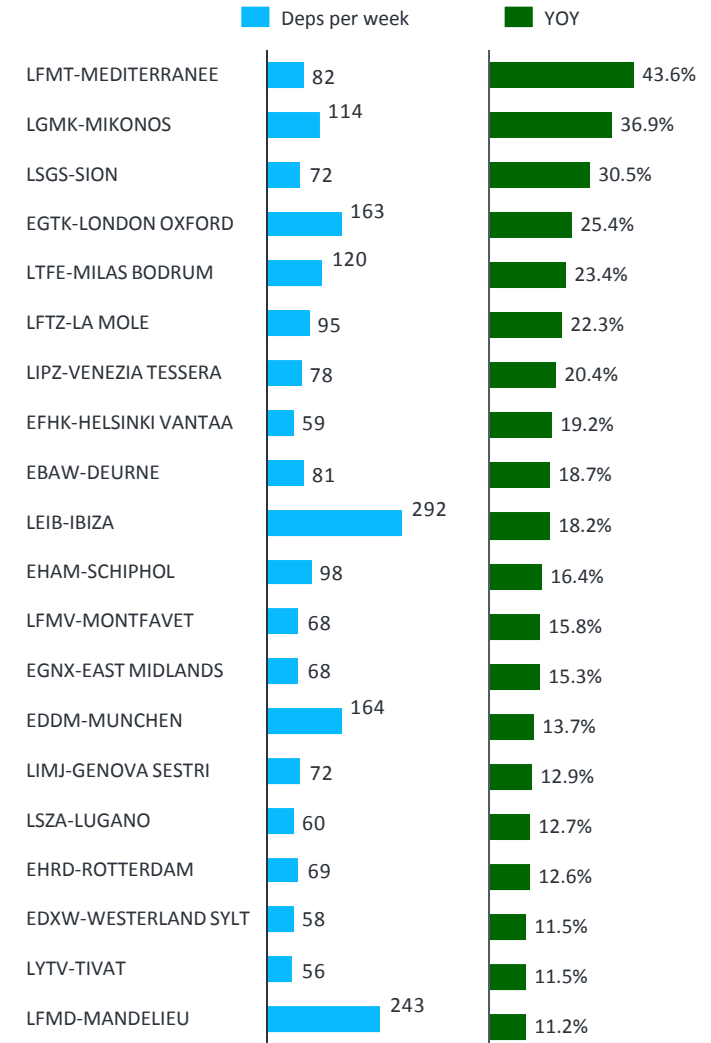


YOY growth Total



Best performing airports by activity July 2015 YOY

Gains stand out at Med resorts, especially Mykonos, Bodrum, La Mole, Ibiza, Mandelieu. A cluster of airports in the UK and Benelux also saw rapid growth this month.



Executive Summary: July 2015

There were 81,081 business aviation flight departures in Europe in July 2015. The seasonal peak month was 0.3% up year on year, bringing the year to date trend to -0.9% compared to 2014.

There was solid growth in activity across all 6 of Europe's largest markets, all in Western Europe: France, Germany, UK, Spain, Italy, and Switzerland. YOY, there were an additional 1700 flights from these countries.

The downside this month is mostly around Europe's periphery, with the Russia market's decline accelerating to 24% YOY, Ukraine falling 37%, Turkey down by 6%. Austria and Norway down by 9%.

Business aviation flights into Europe from the Middle East were up 22% this month. Flights from Europe to North America increased 8%, as CIS connections fell 30%. Overall, domestic European flights were up 1.4%.

Most of the market's growth came from turboprop and piston activity, not business jet flights, which were slightly up in Private activity but down 3% in Charter activity.

The main growth markets for business jet activity this month were Italy and Spain. Business jet departures from Greece increased 10% in July. Declines in business jet flights from Germany and Turkey exceeded 5%.

The growth markets for Charter activity were France and UK. Charter and Fractional flights operated by Bombardier jets increased 20%, notably on the Challenger 300 platform.

The most popular AOC connection in July was Moscow to Nice, 90 flights, but 20 fewer than last year. AOC flights from Ibiza were up 11% this month, Private flights by 33%. Flights from Cannes were up 11%.

Definitions

- › The charts illustrated in this analysis source data from national business aviation associations, Eurocontrol, and the FAA, covering 50 European, Middle Eastern and North African national territories.
- › All data analysis is carried out by WINGX Advance through our proprietary activity tracking methodology.
- › We cover all types of private (owner) and commercial (AOC) flight. AOC flights include charter and special mission activity such as medical flights. We exclude maintenance and training flights.
- › Illustrated flight activity analysis pertains to all IFR registered flights within Eurocontrol territories and between Eurocontrol territories and the rest of the world.
- › The analysis covers all single and multi engine business aviation aircraft categories: Jets, Turboprops and Pistons, equating to more than 300 aircraft types.
- › Coverage of business jet types used by commercial airlines is not comprehensive, but does capture, for example, Embraer Legacy (ERJ135) Bombardier 850 (CRJ200), A318 Elite, Airbus 319 and BBJ3 business aviation flights.
- › Jet aircraft activity is segmented by cabin/range capability: Airline Jet (Bizliner), Ultra Long Range, Heavy Jet, Super Mid-size Jet, Mid-size Jet, Super Light Jet, Light Jet, Entry Level Jet, Very Light Jet.
- › Aircraft utilisation is measured by number of flight departures and the related number of flight hours. Our analysis does not include Overflights. We do include arrival flights from all global ICAO regions into Europe.
- › The analysis is shown for the preceding calendar month; it is compared to the previous year same month (YOY or Year on Year), and to the current total activity for the year (YTD or Year to Date).

DISCLAIMER:

The recipient of the Business Aviation INSIGHT, acknowledges the underlying terms and conditions as published on the WINGX Advance website.